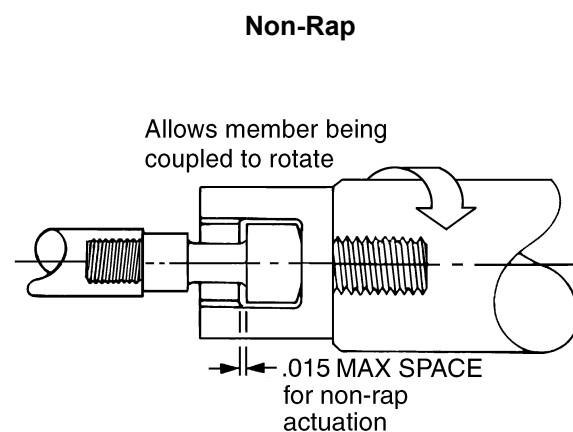
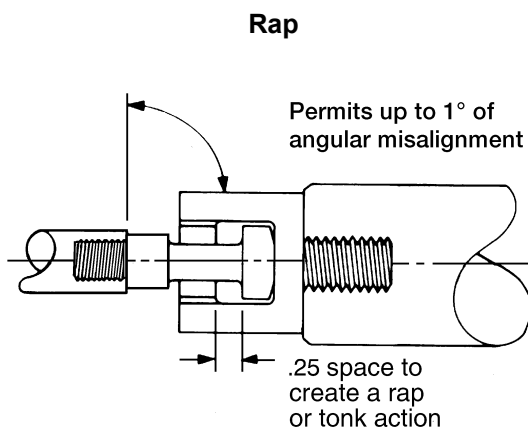




## Features:

- 4140 Material
- Choice of Types
- Variety of Sizes
- Male or Female Threads
- Corresponding Adapters
- Black Oxide Finish
- Metric Sizes Available Upon Request

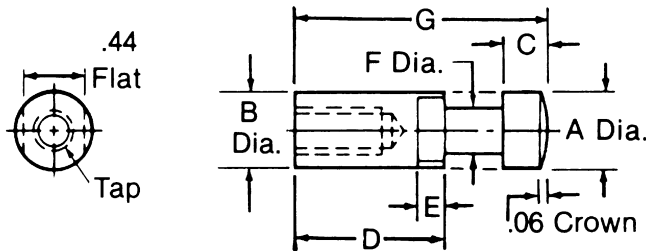
## Types



E&E Couplers are designed for use with our standard Adapters or comparable details. They are offered in thread sizes common to a range of standard cylinders, and are available with metric threads upon request. Rod ends compensate for angular misalignment and allow the coupled member to rotate in both Rap and Non-Rap applications.



# Mini Couplers

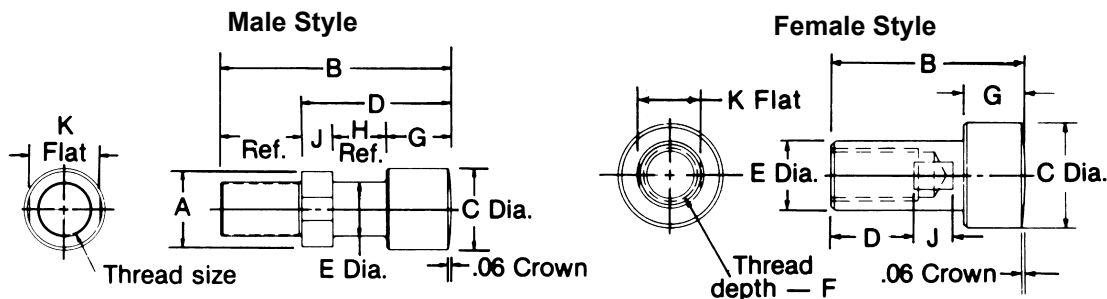


## MINI SERIES

CAD FILE NAME	PART NUMBER	TYPE	A	B	C	D	E	F	TAP SIZE	G
E182	E182	RAP	.50	.50	.18	.81	.15	.18	1/4 - 28 x .38 DEEP	1.43
E183	E183	NON-RAP	.50	.50	.32	.81	.15	.18	1/4 - 28 x .38 DEEP	1.43
E184	E184	RAP	.50	.50	.18	.81	.15	.18	5/16 - 24 x .38 DEEP	1.43
E185	E185	NON-RAP	.50	.50	.32	.81	.15	.18	5/16 - 24 x .38 DEEP	1.43
E186	E186	RAP	.50	.50	.18	.81	.15	.18	3/8 - 24 x .56 DEEP	1.43
E187	E187	NON-RAP	.50	.50	.32	.81	.15	.18	3/8 - 24 x .56 DEEP	1.43

Note: The above mini couplers are for use with Adapter #E188. (See Page #C11) CAD Files are .STP Format. For 2DWG & 3DWG, please visit eandesp.com

# Couplers



CAD FILE NAME	PART NUMBER	DIMENSIONS											
		TYPE	THREAD	A	B	C	D	E	F	G	H	J	K
E154	E154	RAP	7/16 - 20 MALE	.62	2.38	.88	1.75	.44	.63	.44	.82	.50	.50
E155	E155	NON-RAP	7/16 - 20 MALE	.62	2.38	.88	1.75	.44	.63	.68	.57	.50	.50
E156	E156	RAP	3/4 - 16 MALE	1.00	3.38	1.25	2.38	.75	1.00	.75	1.13	.50	.88
E157	E157	NON-RAP	3/4 - 16 MALE	1.00	3.38	1.25	2.38	.75	1.00	1.00	.89	.50	.88
E158	E158	RAP	1 - 14 MALE	1.38	4.25	1.50	2.75	1.00	1.50	.88	1.26	.62	1.25
E159	E159	NON-RAP	1 - 14 MALE	1.38	4.25	1.50	2.75	1.00	1.50	1.12	1.01	.62	1.25
E160	E160	RAP	7/16 - 20 FEMALE	—	2.38	1.25	.93	.75	1.00	.75	—	.56	.62
E161	E161	NON-RAP	7/16 - 20 FEMALE	—	2.62	1.25	.93	.75	1.00	1.00	—	.56	.62
E162	E162	RAP	3/4 - 16 FEMALE	—	2.75	1.50	1.18	1.00	1.25	.88	—	.56	.88
E163	E163	NON-RAP	3/4 - 16 FEMALE	—	3.00	1.50	1.18	1.00	1.25	1.12	—	.56	.88
E164	E164	NON-RAP	1 - 14 FEMALE	—	4.25	2.12	1.88	1.38	1.75	1.25	—	.56	1.25
E165	E165	NON-RAP	1-1/4 - 12 FEMALE	—	4.75	2.50	2.50	1.75	2.12	1.38	—	.56	1.50

Material: SAE 4140 Hardness: Rockwell "C" 40-44 Finish: Black Oxide

CAD Files are .STP Format. For 2DWG & 3DWG, please visit eandesp.com

CAD Directory  
Cylinder-ACC\Couplers